



# The lye application allround talent

## Lye application machine ALLROUND



# THE LYE APPLICATION ALLROUND TALENT

## Lye application machine ALLROUND



The ALLROUND is the fastest lye application machine in its class and achieves daily output of 1,500 to 4,000 pieces. Efficient lye application processes can be realised with up to 400 trays per hour.

TO THE PRODUCT



WP Riehle

MORE PRODUCTS




WP Riehle

## BENEFITS

### Lye application machine ALLROUND

- even showering results also on high speed because of 2 lye waterfall curtains plus patented WP Riehle lye shower
- the adjustable tank heating avoids the drop down of the lye temperature and guarantees consistent shine and colour throughout the entire production time
- computer control for adjustable speed
- long shower belt enables showering of large products
- all process-relevant parts are made of blue plastic





## BENEFITS

### Lye application machine ALLROUND

- rollable 180 litre lye tank, easily accessible via side flap
- tank lye level sensor prevents pump from running dry
- gas springs on the discharge table for easier folding
- the pump switches off automatically when the valve is opened



## FEATURES

# Lye application machine ALLROUND



### LYE APPLICATION

The machine has a patented lye shower and two lye waterfall curtains for optimum lye application results, even at high production speeds. The throughput speed can be regulated via a computer control system. The longer lye belt makes it ideal for lyeing larger baked goods.





## FEATURES

# Lye application machine ALLROUND



### LYE TANK

The extendable lye tank has a capacity of 180 litres. The adjustable heating prevents the lye temperature from dropping and ensures a beautiful, even lye pattern after baking – continuous shine and browning throughout the entire production time. The lye level sensor warns when the lye level is too low.



# FEATURES

## Lye application machine ALLROUND



### SPACE SAVING/SECURITY

After use, both the infeed and outfeed tables can be folded down.

Gas struts on the discharge table make it easier to fold down.

With safety shut-off of the pump when the flap is open.

All process-relevant parts are made of blue plastic.





# OPTIONS

## Lye application machine ALLROUND



### OPTIONAL SPREADING DEVICE

The spreading device with brush roller is infinitely variable for different spreading materials. An interchangeable container for the spreading device enables the use of several containers for different spreading materials. With interchangeable containers, it is quick and easy to switch between different spreading materials.





# OPTIONS

## Lye application machine ALLROUND



### OPTIONAL: UNLOADING BELT

The flat tray deposit belt prevents prezels from distortion when deposited and keeps baking trays clear from excess toppings.



## OPTIONS

### Lye application machine ALLROUND




#### OPTIONAL: SPEEDY OPTION

The Speedy function allows the infeed conveyor to be controlled separately to maximise time savings and increase throughput. It enables reloading before the current cycle is completed.



# Product video of lye application machine Allround




Watch video via browser



# THE LYE APPLICATION PRODUCT ALLROUND TALENT

## with automatic lye dosage: ALLROUND PRO



The ALLROUND Pro offers more convenience as well as an increased level of work safety. The automatic mixing of lye not only saves you time, it also prevents the risk of chemical burns when mixing the lye.

TO THE PRODUCT



WP Riehle

MORE PRODUCTS




WP Riehle



## BENEFITS

### Lye application machine ALLROUND PRO

- You benefit from all the advantages of ALLROUND
- Automatic refilling of the lye tank after reaching the minimum level
  - Proportional pump with pre-filter for 1 to 4.3% lye mixture
  - Fill level sensor
  - Holder for a 20 kg canister of 36% lye solution on the ALLROUND
- Fixed water connection with power isolator
- Avoiding chemical burns when mixing the lye and increasing work safety



## BENEFITS

### Lye application machine ALLROUND PRO

- Consistent product quality thanks to constant lye concentration
- Reduced working time, as there is no need to refill the tank and mix the lye
- Speedy control (enables reloading before the current cycle is completed)
- Flat tray deflector belt, prevents the dough pieces from warping when deposited and keeps trays free of excess spreading material





# FEATURES

## ALLROUND PRO (WITH AUTOMATIC LYE DOSAGE)



### **AUTOMATED TANK REFILLING:**

When the minimum level of filling is reached, the lye tank is automatically refilled via a fixed water connection.



### **AUTOMATED LYE DOSAGE:**

Like tank refilling, caustic dosing is automatic. The concentration is between 1-4.3% and all can be adjusted via the proportional pump.





## FEATURES

### ALLROUND PRO (WITH AUTOMATIC LYE DOSAGE)



#### **PERMANENT WATER CONNECTION WITH ISOLATOR:**

To prevent lye backflow into the potable water line.



## OPTIONS

# Lye application machine ALLROUND PRO



### OPTIONAL SPREADING DEVICE

- Spreading device with brush roller, infinitely variable for different spreading materials
- Spreading device with brush roller, infinitely variable for different spreading materials

# THE LYE APPLICATION ALLROUND TALENT with peelboard feed: ALLROUND PEELBOARD



Proven lye application technology with innovative peelboard loading. With the ALLROUND peelboard, rational lye application processes for up to 400 trays per hour can be realised hygienically.

TO THE PRODUCT



WP Riehle

MORE PRODUCTS




WP Riehle



# BENEFITS

## Lye application ALLROUND PEELBOARD

- equal showering results also on high speed because of 2 lye waterfall curtains plus patented WP Riehle lye shower
- the adjustable tankheater avoids the drop down of the lye temperature and guarantees consistant shine and colour throughout the entire production time
- computer control for adjustable speed
- speedy control enables new feeding while the previous feed is still on the way



# BENEFITS

## Lye application ALLROUND PEELBOARD

- long shower belt enables showering of large products
- tray deposit belt keeps baking trays clear from excess toppings
- rollable 180 litres lye tank
- tank lyelevel sensor prevents pump of running dry





## OPTIONS

# Lye application machine ALLROUND PEELBOARD




### OPTIONAL SPREADING DEVICE

- automatic scattering unit with brush roller, speed adjustable for different scattering toppings
- exchange toppings container for scattering unit



# Lye application machine ALLROUND Peelboard (Industry)



Watch video via browser



## **WHY**

### **you should choose WP RIEHLE:**

- We offer product quality „Made in Germany“
- We produce according to all current specifications and guidelines of Germany and the EU
- We possess over 50 years of experience in mechanical engineering for the food industry
- We have an extensive portfolio and offer customised solutions
- As a part of the WP BAKERYGROUP, the world's largest manufacturer of bakery machines, we can offer comprehensive complete solutions
- We collaborate with 20 agencies worldwide

# SPECIALISED AREAS

## of WP Lebensmitteltechnik RIEHLE GmbH

DEEP FRYING  
(PASTRY)

DEEP FRYING  
(SAVOURY)  
& COOKING

IN-STORE /  
SNACK  
BAKING

LYE  
APPLICATION

TRAY  
CLEANING

ROBOTICS /  
AUTOMATION

BAKERY  
FREEZING  
SYSTEMS


CUSTOMISED  
SOLUTIONS

ACCESSORIES

more than  
**50 years**  
of experience



## **CONTACT** and ordering



**WP Lebensmitteltechnik RIEHLE GmbH**  
**Dr.-Rudolf-Schieber-Str. 15**  
**D-73463 Westhausen (Germany)**

**phone: +49 (0)7363 95390-0**

**info@riehle.de**  
**www.wp-riehle.de**

**Do you have any  
questions?**

**Our sales team looks forward  
to hear from you!**

All information provided without guarantee.  
Changes and errors excepted. All rights reserved.  
Version 2/2025